


12-VOLT PUMPS

CHOOSING A GPI ELECTRIC GEAR PUMP

When it comes to choosing an Electric Pump, GPI makes it easy! At Great Plains Industries, we recognize the differences in the needs of our customers.




MODEL	EZ-8	M-150S-EM
PART NUMBER	137100-01	110000-107
VOLTAGE & TYPE	12-volt DC - Rotary Gear Explosion proof motor.	12-volt DC - Rotary Gear Explosion proof motor.
FLOWRATE	Up to 8 GPM (30 LPM)	Up to 15 GPM (57 LPM)
DUTY CYCLE	15 min. On / 30 min. Off	30 min. On / 30 min. Off
POWER CORD	15 ft. (4.6m) x 14/2 AWG	18 ft. (5.5m) x 12/2 AWG
NOZZLE	Manual Shutoff	Manual Shutoff
INLET/OUTLET SIZE	3/4 in. / 3/4 in.	1 in. / 3/4 in.
SUCTION PIPE	Three-piece, Trim-to-fit	Two-piece, Trim-to-fit
HOSE	10 ft. (3.0m) x 5/8 in.	10 ft. (3.0m) x 3/4 in.
MOTOR PROTECTION	Thermal Protector	Circuit breaker
UNIQUE FEATURE	Gas station equivalent flowrate - direct tank mounting.	Economy model with direct tank mounting.
USE WITH	Gasoline (up to 15% alcohol blends such as E15), diesel fuel (up to 20% biodiesel blends such as B20) and kerosene.	
APPROVALS	Motor is U.L. Listed to U.S. and Canadian Standards	U.L. Listed Motor. CSA Certified Flammable Liquid Dispenser.
WARRANTY	2 Year	2 Year

WHY GPI?

GPI IS THE #1 RETAIL BRAND

GPI
**PUMP
SPECS**




MODEL	M-150S-MU or -AU	M-150S-B100-MU or -AU
PART NUMBER	110000-99 w/manual nozzle 110000-100 w/auto nozzle 110000-104 w/manual nozzle and CE Approval 110000-105 w/auto nozzle and CE Approval	110000-126 w/manual nozzle 110000-127 w/auto nozzle
VOLTAGE & TYPE	12-volt DC - Rotary Gear Explosion proof motor.	12-volt DC - Rotary Gear Explosion proof motor.
FLOWRATE	Up to 15 GPM (57 LPM)	Up to 15 GPM (57 LPM)
DUTY CYCLE	30 min. On / 30 min. Off	30 min. On / 30 min. Off
POWER CORD	18 ft. (5.5m) x 12/2 AWG	18 ft. (5.5m) x 12/2 AWG
NOZZLE	Choice of Manual or Automatic Shutoff	Choice of Manual or Automatic Shutoff
INLET/OUTLET SIZE	1 in. / 3/4 in.	1 in. / 3/4 in.
SUCTION PIPE	Adjustable to 40 in.	Adjustable to 40 in.
HOSE	12 ft. (3.7m) x 3/4 in.	12 ft. (3.7m) x 3/4 in.
MOTOR PROTECTION	Circuit breaker	Circuit breaker
UNIQUE FEATURE	Convenient Spin Collar for easy installation.	 B100 Fuel requires a min. operating temp. of 40° F.
USE WITH	Gasoline (up to 15% alcohol blends such as E15), diesel fuel (up to 20% biodiesel blends such as B20) and kerosene.	Gasoline (up to 15% alcohol blends such as E15), diesel fuel (up to 20% biodiesel blends such as B20), biodiesel (B100) and kerosene.
APPROVALS	U.L. Listed Motor. CSA Certified Flammable Liquid Dispenser.	U.L. Listed Motor. CSA Certified Flammable Liquid Dispenser.
WARRANTY	2 Year	2 Year

12-VOLT PUMPS

GPI HIGH-FLOW ELECTRIC GEAR PUMPS

Special applications require a special pump. Do you need a 8, 15, 18, or 25 GPM pump? GPI offers models with or without hose and nozzle and with a straight or




MODEL	M-180S-ML or -AU	M-240S-MU
PART NUMBER	110300-1 w/manual nozzle 110300-2 w/auto nozzle 110300-3 w/manual nozzle & CE Approval 110300-4 w/auto nozzle & CE Approval	110000-70 w/manual nozzle 110000-91 w/manual nozzle & CE Approval
VOLTAGE & TYPE	12-volt DC - Rotary Gear Explosion proof motor.	24-volt DC - Rotary Gear Explosion proof motor.
FLOWRATE	Up to 18 GPM (69 LPM)	Up to 15 GPM (57 LPM)
DUTY CYCLE	30 min. On / 30 min. Off	30 min. On / 30 min. Off
POWER CORD	18 ft. (5.5m) x 12/2 AWG	18 ft. (5.5m) x 12/2 AWG
NOZZLE	Choice of Manual or Automatic Shutoff	Manual Shutoff
INLET/OUTLET SIZE	1 in. / 1 in.	1 in. / 3/4 in.
SUCTION PIPE	Adjustable to 40 in.	Adjustable to 40 in.
HOSE	12 ft. (3.7m) x 1 in.	12 ft. (3.7m) x 3/4 in.
MOTOR PROTECTION	Circuit breaker	Circuit breaker
UNIQUE FEATURE	Improved flowrate and convenient Spin Collar.	Convenient Spin Collar for easy installation.
USE WITH	Gasoline (up to 15% alcohol blends such as E15), diesel fuel (up to 20% biodiesel blends such as B20) and kerosene.	
APPROVALS	U.L. Listed Motor. CSA Certified Flammable Liquid Dispenser.	U.L. Listed Motor. CSA Certified Flammable Liquid Dispenser.
WARRANTY	2 Year	2 Year

12-VOLT PUMP & METER COMBO

weight-centering base. These pumps fit high-flow applications requiring either a 12- or 24-volt DC pump. Contact GPI Customer Service for information on the best pump for your unique application.



**PUMP
SPECS**



MODEL	12-VOLT PUMP & METER COMBOS	
PART NUMBER	110610-11 M-150S-MU / FM-200-G6N 110610-13 M-150S-AU / FM-200-G6N	110610-12 M-150S-MU / FM-200-L6N 110610-14 M-150S-AU / FM-200-L6N
VOLTAGE & TYPE	12-VOLT DC - Rotary Gear Pump with mechanical meter	
FLOWRATE	Up to 15 GPM (57 LPM)	
DUTY CYCLE	30 min. on / 30 min off	
POWER CORD	18 ft. (5.5 m) x 12/2 AWG	
NOZZLE	Choose automatic or manual shutoff nozzle	
SUCTION PIPE	Adjustable to 40 in.	
HOSE	12 ft (3.7 m) X 3/4 in.	
MOTOR PROTECTION	Circuit breaker	
PRODUCT INCLUDES	M-150S Electric Pump, FM-200 Meter, adjustable suction pipe, hose, power cord and choice of nozzle.	
USE WITH	Gasoline (up to 15% alcohol blends such as E15), diesel fuel (up to 20% biodiesel blends such as B20) and kerosene.	
APPROVALS	Pump Motor - U.L. Listed, CSA Certified Flammable Liquid Dispenser, Meter - U.L. Listed	
WARRANTY	2 Year	

12- and 24-VOLT PUMPS

GPI HIGH-FLOW ELECTRIC VANE PUMPS

Special applications require a special pump. Do you need a high-flow 25 GPM pump to transfer fuel in a hurry? GPI offers models with or without hose and nozzle and with








MODEL	M-3025-ML or -AD	M-3025CS-PO	M-3025CB-ML or -AD
PART NUMBER	133240-1 w/manual nozzle 133240-2 w/auto nozzle	133262-03 (Pump only model)	133265-03 w/manual nozzle 133265-04 w/auto nozzle
VOLTAGE & TYPE	12-volt DC - Vane	12-volt DC - Vane	12-volt DC - Vane
FLOWRATE	Up to 25 GPM (95 LPM)	Up to 25 GPM (95 LPM)	Up to 25 GPM (95 LPM)
DUTY CYCLE	30 min. On / 30 min. Off	30 min. On / 30 min. Off	30 min. On / 30 min. Off
POWER CORD	15 ft. (4.6m) of 10/3 AWG	15 ft. (4.6m) of 10/3 AWG	18 ft. (5.5m) power cord
NOZZLE	Choice of manual or automatic shutoff.	None	Choice of manual or automatic shutoff.
INLET/OUTLET SIZE	1 in. / 1 in.	1 in. / 1 in.	1 in. / 1 in.
SUCTION PIPE	None	None	None
HOSE	12 ft. (3.7m) x 1 in.	None	18 ft. (5.5m) x 1 in.
MOTOR PROTECTION	40 amp circuit breaker	40 amp circuit breaker	40 amp circuit breaker
UNIQUE FEATURE	Straight base, strainer screen without check valve.	Weight centering inlet base - includes check valve.	Weight centering inlet base - includes check valve.
USE WITH	Gasoline (up to 15% alcohol blends such as E15), diesel fuel (up to 20% biodiesel blends such as B20) and kerosene.		
APPROVALS	Motor is U.L. Listed to U.S. and Canadian Standards	Motor is U.L. Listed to U.S. and Canadian Standards	Motor is U.L. Listed to U.S. and Canadian Standards
WARRANTY	2 Year	2 Year	2 Year

WHY GPI?



OUR CUSTOMER SERVICE TEAM WILL TREAT YOU AS THEY EXPECT TO BE TREATED.

a straight or weight-centering base. These pumps fit high-flow applications requiring either a 12- or 24-volt DC pump. Contact GPI Customer Service for information on the best pump for your unique application.

 PUMP SPECS			
MODEL	M-3025-B100-ML or -AD	M-3425-ML or -AD	M-3425CS-PO
PART NUMBER	133240-07 w/manual nozzle 133240-08 w/auto nozzle	133260-01 w/manual nozzle 133260-02 w/auto nozzle	133262-04 (Pump only model)
VOLTAGE & TYPE	12-volt DC - Vane	24-volt DC - Vane	24-volt DC - Vane
FLOWRATE	Up to 25 GPM (95 LPM)	Up to 25 GPM (95 LPM)	Up to 25 GPM (95 LPM)
DUTY CYCLE	30 min. On / 30 min. Off	30 min. On / 30 min. Off	30 min. On / 30 min. Off
POWER CORD	15 ft. (4.6m) of 10/3 AWG	15 ft. (4.6m) of 10/3 AWG	15 ft. (4.6m) of 10/3 AWG
NOZZLE	Choice of manual or automatic shutoff.	Choice of manual or automatic shutoff.	None
INLET/OUTLET SIZE	1 in. / 1 in.	1 in. / 1 in.	1 in. / 1 in.
SUCTION PIPE	None	None	None
HOSE	12 ft. (3.7m) x 1 in.	12 ft. (3.7m) x 1 in.	None
MOTOR PROTECTION	40 amp circuit breaker	20 amp circuit breaker	20 amp circuit breaker
UNIQUE FEATURE	 B100 Fuel requires a minimum operating temperature of 40° F.	Straight base, strainer screen without check valve.	Weight centering inlet base - includes check valve.
USE WITH	Gasoline (up to 15% alcohol blends such as E15), diesel fuel (up to 20% biodiesel blends such as B20), biodiesel (B100) and kerosene.	Gasoline (up to 15% alcohol blends such as E15), diesel fuel (up to 20% biodiesel blends such as B20) and kerosene.	
APPROVALS	Motor is U.L. Listed to U.S. and Canadian Standards	Motor is U.L. Listed to U.S. and Canadian Standards	Motor is U.L. Listed to U.S. and Canadian Standards
WARRANTY	2 Year	2 Year	2 Year